

Literacy

Repeat words and phrases from the story like 'run run as fast as you can...'

We will begin to remember what happens in the story and start to say what is going to happen next.

We will talk about the characters and what they are like 'hungry', 'fast', 'elves'.

Personal, social and Emotional Development

We will begin to remember where we sit for group time with more independence.

We will begin to take turns with another child and may say 'my turn now' and 'your turn now'




With help we will begin to understand that something might be mine (my pencil) and something might be someone else's.

Physical Development

We will begin to use tools like playdough cutters and tweezers to pick up smaller items like buttons or bugs.

We will use pencils and crayons to make marks. We might talk about what those marks mean e.g. 'legs or eyes'.

The stories we are reading are:



Mathematics

We will be talking about size using the words 'big' and 'small'.

We will talk about patterns and colours.

We will count objects such as 2 eyes or 3 buttons.

Understanding the world

We will explore different shapes to make our own gingerbread men.

We will explore different sensory materials like slime, flour and ice and talk about how it looks and feels

Expressive arts and design

We will make gingerbread men and decorate them to give them eyes, buttons etc

We will create our own patterns and use different media like paint or collage to create colours and patterns.

Communication and Language

We will read the story together and talk about the pictures in the story answering questions like 'what is that?', 'who is that?', 'what is he doing?'

We will learn new action words from our stories.

Characteristics of effective learning

Playing and exploring

We will show curiosity in the new stories and the characters and what happens to them.

We will use puppets and small world characters to act out parts of the Gingerbread man story.

We try new things like using paint and collage to represent different things from our stories.

Active learning

We will focus on the details when making our gingerbread men—how many eyes, buttons

We will persevere when trying to do these activities and bounce back if it doesn't work first time.

Critical thinking

We will think of our own ideas and maybe find new ways to do things.

We will enjoy achieving what we set out to do whether this is building a structure, mixing some paint or drawing lines or circles on our paper.

Things to remember

School fund—ask for an envelope

Snack—thank you for your generous contributions—we really love our snack so please keep sending a piece of fruit each week

Please check ParentApp for messages

Remember to keep social distancing and stay safe!

Things to do at home

When you are reading a story—pause and point to the characters saying 'who is that?', 'what is he doing?' Try asking what is going to happen next?

Find different sets of 2 objects to count (conkers, sweets, forks, teddies)

Talk about big and little